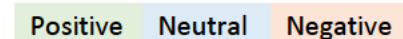


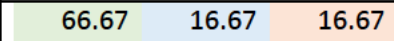

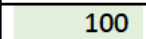

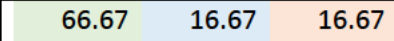


FMO	
CoS	tom.mooney@dfat.gov.au
DCoS	s 22(1)(a)(ii) @dfat.gov.au
TTM	
CoS	Sarah.Huy@dfat.gov.au
Senior Advisor	s 22(1)(a)(ii) @dfat.gov.au
MIDP	
CoS	mark.davis@dfat.gov.au
a/g CoS / Senior Advisor	s 22(1)(a)(ii) @dfat.gov.au
ATM	
CoS	Sarah.Hunt@dfat.gov.au
Senior Advisor	s 22(1)(a) @dfat.gov.au
AFM	
CoS	patricia.smith@dfat.gov.au
Senior Advisor	s 22(1)(a)(ii) @dfat.gov.au
PMC	
Dep Sec International	scott.dewar@pmc.gov.au
Defence	
Dep Sec SP&I	s 22(1)(a)(ii) @defence.gov.au
Portfolio Agencies	
AUSTRADE – COO Melissa Woodburn	melissa.woodburn@austrade.gov.au
Tourism Australia COO – Mark Craig	mcraig@tourism.australia.com
Export Finance Australia External relations team	s 22(1)(a)(ii) @exportfinance.gov.au

DFAT Ministerial and Stakeholder Satisfaction Survey 2022-23

Analysis of results

Overall score 60%


 Positive Neutral Negative

<u>Question</u>	<u>Sub-question</u>	<u>Response scale</u>	<u>Positive</u>
As an organisation, DFAT Score 69.44%	thinks strategically		66.67%
	implements government policy effectively		83.33%
	engages professionally		100%
	is responsive		66.67%
	addresses feedback effectively		66.67%
	is innovative		33.33%
To what extent do you agree with the following statement: DFAT provides high quality support for Score 70.68%	Ministers' involvement in Cabinet		60%

	Question Time	60	20	20	60%
	Senate Estimates	100			100%
	Overseas Visits	66.67	33.33		66.67%
	Meetings and engagements in Australia	66.67	33.33		66.67%
To what extent do you agree DFAT products and advice are of a high quality	Cabinet/NSC/ERC papers	60	40		60%
Score 59.63%					
	Cabinet/NSC/ERC briefing	60	40		60%
	Ministerial Submissions	60	20	20	60%
	Meeting briefs	66.67	16.67	16.67	66.67%
	Overseas visit briefs	50	50		50%
	Speeches	33.34	33.33	33.33	33.34%
	Media talking points	66.67	16.67	16.67	66.67%
	Ministerial correspondence	80		20	80%
	Question Time Briefs	60	40		60%
To what extent do you agree that DFAT provides these products and advice in a timely manner	Cabinet/NSC/ERC papers	25	50	25	25%
Score 41.66%					
	Cabinet/NSC/ERC briefing		66.67	33.33	0%

	Ministerial Submissions	25	25	50	25%
	Meeting briefs	75	25		75%
	Overseas visit briefs	25	50	25	25%
	Speeches	50	25	25	50%
	Media talking points	75	25		75%
	Ministerial correspondence	50	50		50%
	Question Time Briefs	50	50		50%
To what extent do you agree with the statement, these DFAT products are valuable to the Office's everyday work Score 57.5%	Global Watch Office (GWO) Daily Brief	75	25		75%
	GWO alerts/sitreps	50	50		50%
	Cables	60	20	20	60%
	Cable highlights summaries	60	40		60%
	Media clips	100			100%
	Forecast of Significant Events (FOSE),	40	40	20	40%
	PDMS statistics	25	75		25%
	Other	50	50		50%
Final comments - Free-text question 13% response rate					Different sections of DFAT need to communicate and coordinate with each other more effectively, and

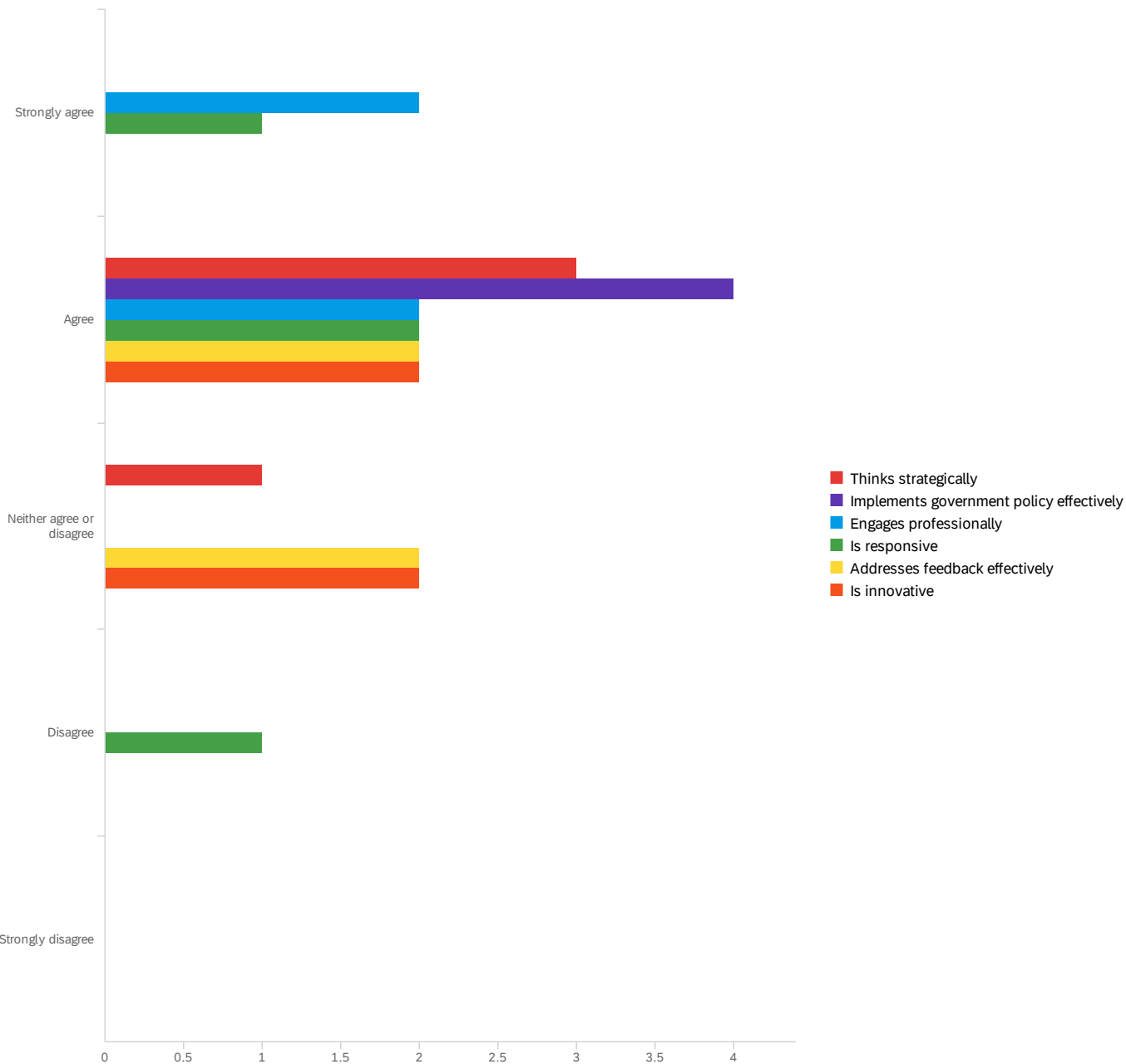
			<p>have a more consistent approach to engagement with ministerial offices.</p> <p>I find the quality of DFATs materials to be disappointing. There are often errors, and the products are not provided in a timely manner.</p>
--	--	--	--

Default Report

DFAT SUPPORT TO MINISTERIAL OFFICES: STAKEHOLDER SATISFACTION SUPPLEMENTARY SURVEY 2022

July 17, 2023 12:00 AM MDT

Q1 - PERCEPTIONS OF DFAT This page seeks your overall views of DFAT. As an organisation, DFAT:



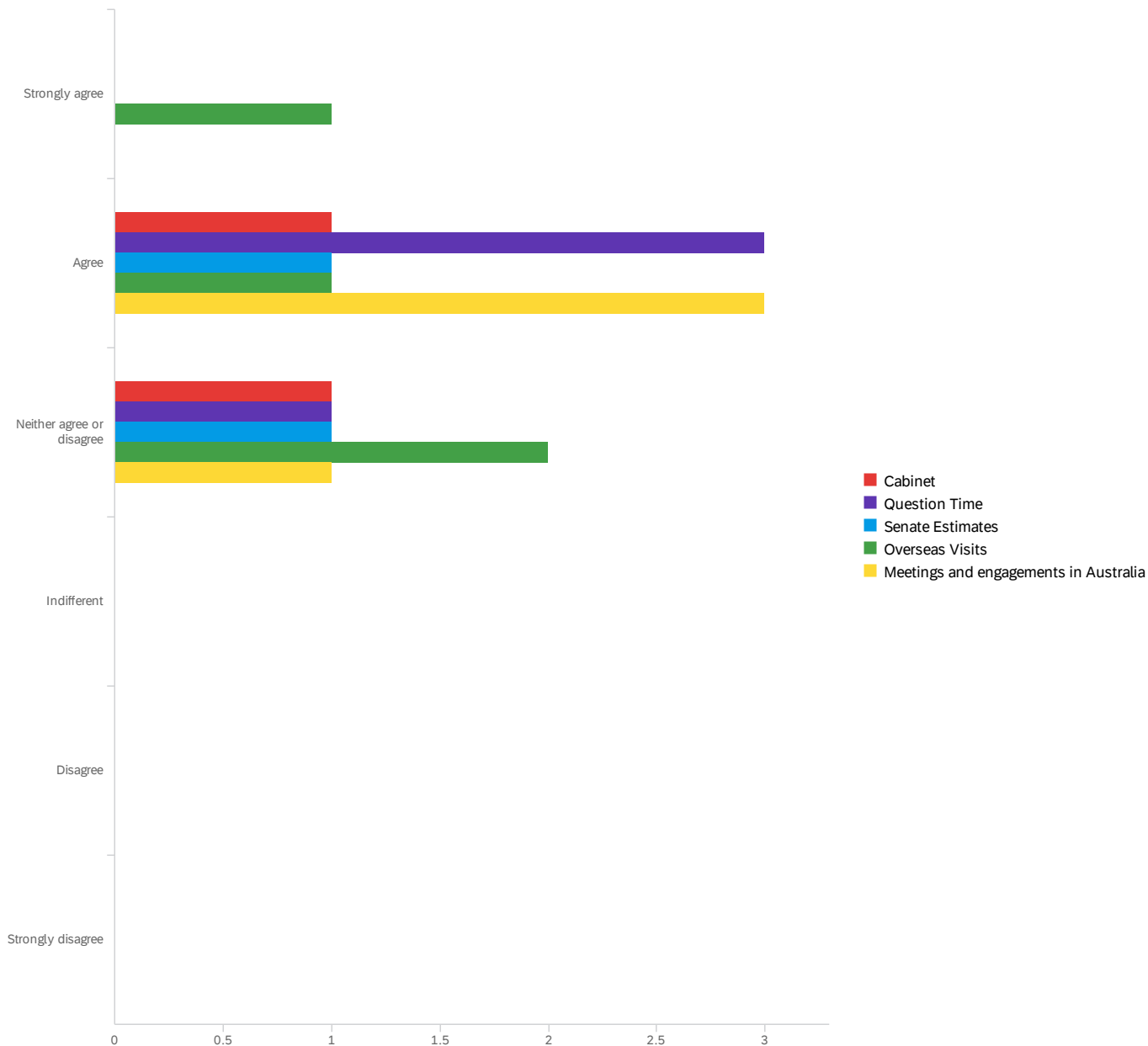
#	Field	Minimum	Maximum	Mean	Std Deviation	Variance	Count
---	-------	---------	---------	------	---------------	----------	-------

#	Field	Minimum	Maximum	Mean	Std Deviation	Variance	Count
1	Thinks strategically	2.00	3.00	2.25	0.43	0.19	4
2	Implements government policy effectively	2.00	2.00	2.00	0.00	0.00	4
3	Engages professionally	1.00	2.00	1.50	0.50	0.25	4
4	Is responsive	1.00	4.00	2.25	1.09	1.19	4
5	Addresses feedback effectively	2.00	3.00	2.50	0.50	0.25	4
6	Is innovative	2.00	3.00	2.50	0.50	0.25	4

#	Field	Strongly agree		Agree		Neither agree or disagree		Disagree		Strongly disagree		Total
1	Thinks strategically	0.00%	0	75.00%	3	25.00%	1	0.00%	0	0.00%	0	4
2	Implements government policy effectively	0.00%	0	100.00%	4	0.00%	0	0.00%	0	0.00%	0	4
3	Engages professionally	50.00%	2	50.00%	2	0.00%	0	0.00%	0	0.00%	0	4
4	Is responsive	25.00%	1	50.00%	2	0.00%	0	25.00%	1	0.00%	0	4
5	Addresses feedback effectively	0.00%	0	50.00%	2	50.00%	2	0.00%	0	0.00%	0	4
6	Is innovative	0.00%	0	50.00%	2	50.00%	2	0.00%	0	0.00%	0	4

Showing rows 1 - 6 of 6

Q2 - DFAT'S SUPPORT FOR MINISTERIAL RESPONSIBILITIES This page seeks your views about the quality of DFAT's support for key ministerial duties. To what extent do you agree with the following statement: DFAT provides high quality support for Ministers' involvement in:



#	Field	Minimum	Maximum	Mean	Std Deviation	Variance	Count
1	Cabinet	2.00	3.00	2.50	0.50	0.25	2

#	Field	Minimum	Maximum	Mean	Std Deviation	Variance	Count
2	Question Time	2.00	3.00	2.25	0.43	0.19	4
3	Senate Estimates	2.00	3.00	2.50	0.50	0.25	2
4	Overseas Visits	1.00	3.00	2.25	0.83	0.69	4
5	Meetings and engagements in Australia	2.00	3.00	2.25	0.43	0.19	4

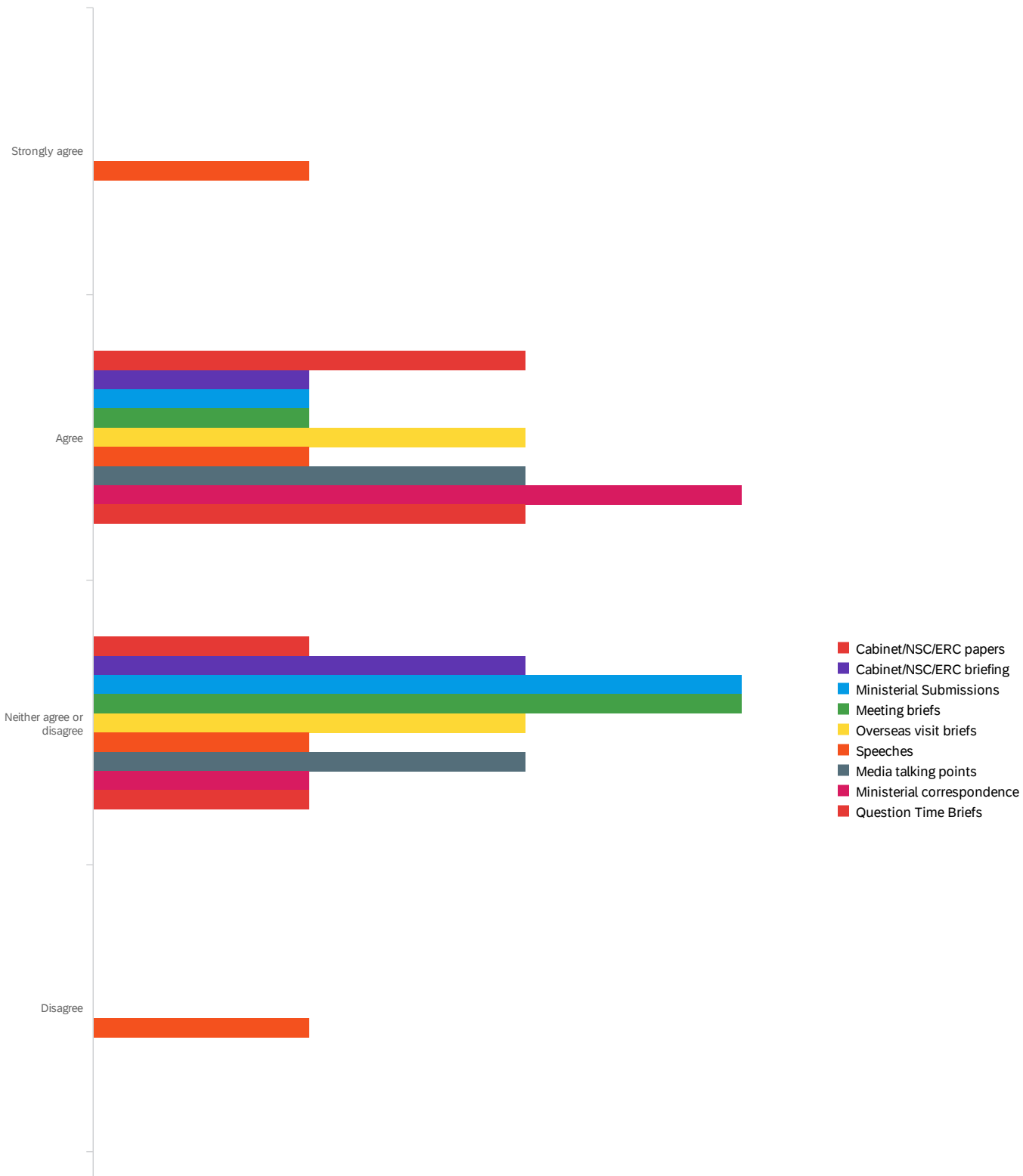
#	Field	Strongly agree	Agree	Neither agree or disagree	Indifferent	Disagree	Strongly disagree	Total
1	Cabinet	0.00% 0	50.00% 1	50.00% 1	0.00% 0	0.00% 0	0.00% 0	2
2	Question Time	0.00% 0	75.00% 3	25.00% 1	0.00% 0	0.00% 0	0.00% 0	4
3	Senate Estimates	0.00% 0	50.00% 1	50.00% 1	0.00% 0	0.00% 0	0.00% 0	2
4	Overseas Visits	25.00% 1	25.00% 1	50.00% 2	0.00% 0	0.00% 0	0.00% 0	4
5	Meetings and engagements in Australia	0.00% 0	75.00% 3	25.00% 1	0.00% 0	0.00% 0	0.00% 0	4

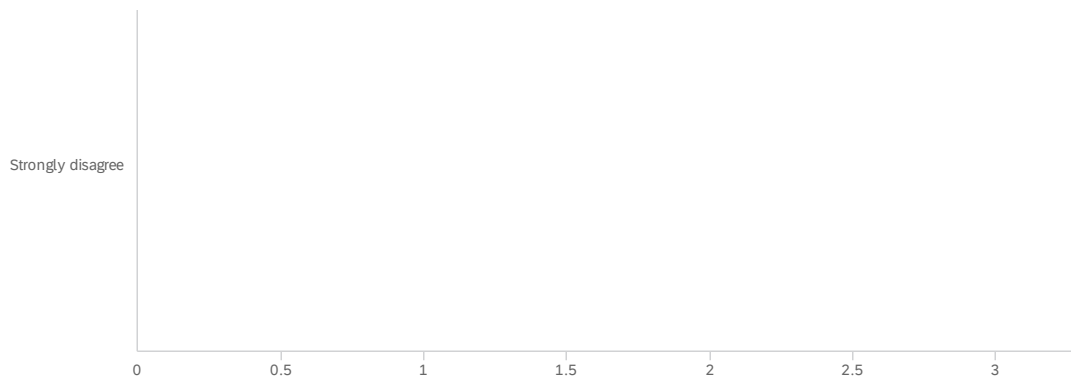
Showing rows 1 - 5 of 5

Q3 - PRODUCTS This section seeks your views about the quality of products and advice

produced by DFAT. To what extent do you agree with the following statement: DFAT

products and advice are of a high quality:



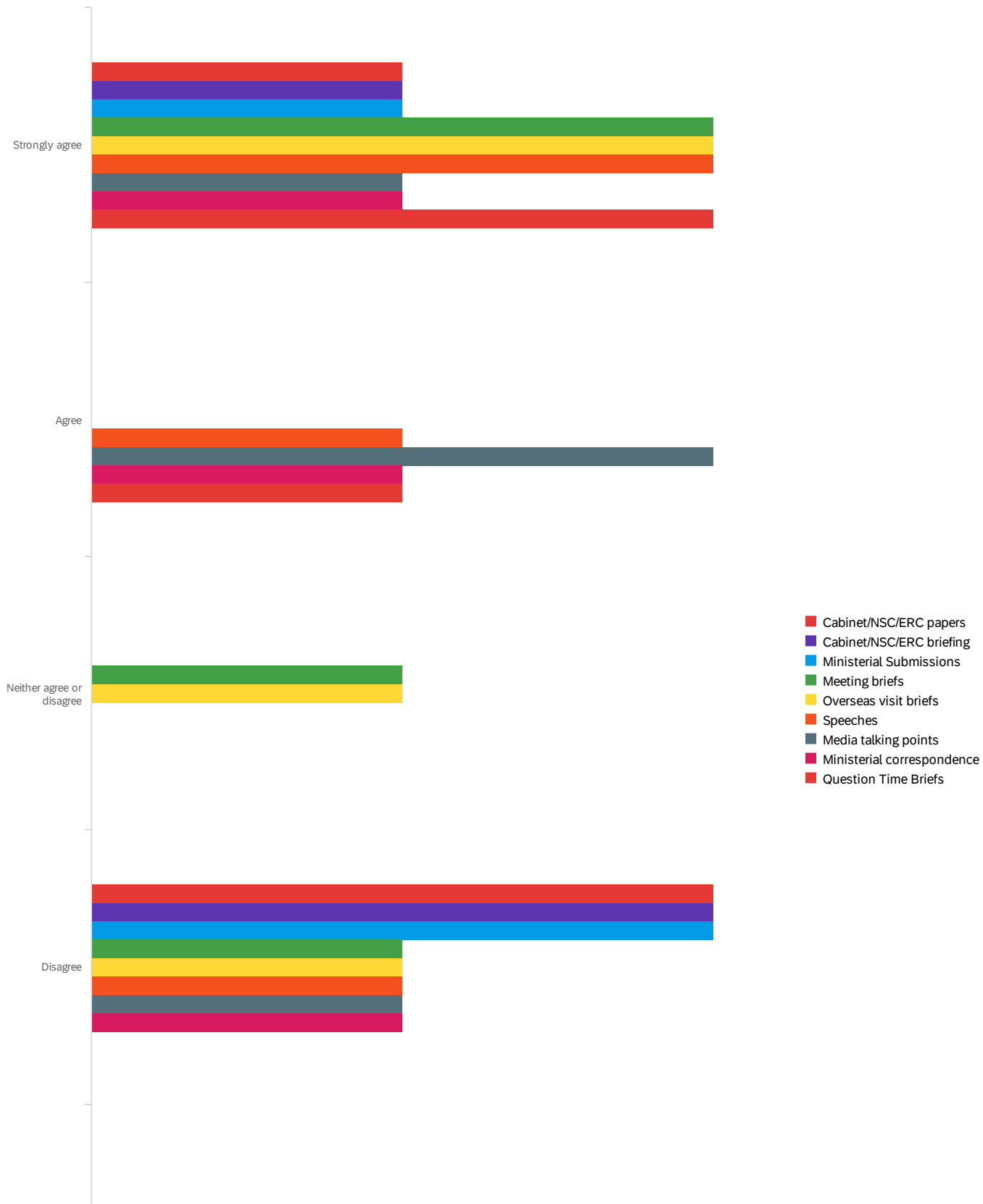


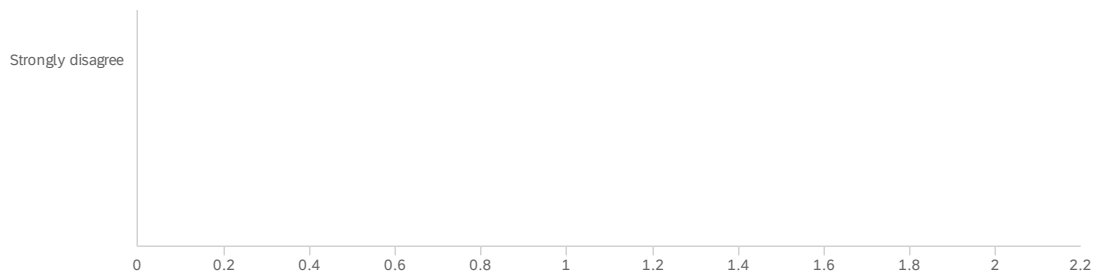
#	Field	Minimum	Maximum	Mean	Std Deviation	Variance	Count
1	Cabinet/NSC/ERC papers	2.00	3.00	2.33	0.47	0.22	3
2	Cabinet/NSC/ERC briefing	2.00	3.00	2.67	0.47	0.22	3
3	Ministerial Submissions	2.00	3.00	2.75	0.43	0.19	4
4	Meeting briefs	2.00	3.00	2.75	0.43	0.19	4
5	Overseas visit briefs	2.00	3.00	2.50	0.50	0.25	4
6	Speeches	1.00	4.00	2.50	1.12	1.25	4
7	Media talking points	2.00	3.00	2.50	0.50	0.25	4
8	Ministerial correspondence	2.00	3.00	2.25	0.43	0.19	4
9	Question Time Briefs	2.00	3.00	2.33	0.47	0.22	3

#	Field	Strongly agree	Agree	Neither agree or disagree	Disagree	Strongly disagree	Total
1	Cabinet/NSC/ERC papers	0.00% 0	66.67% 2	33.33% 1	0.00% 0	0.00% 0	3
2	Cabinet/NSC/ERC briefing	0.00% 0	33.33% 1	66.67% 2	0.00% 0	0.00% 0	3
3	Ministerial Submissions	0.00% 0	25.00% 1	75.00% 3	0.00% 0	0.00% 0	4
4	Meeting briefs	0.00% 0	25.00% 1	75.00% 3	0.00% 0	0.00% 0	4
5	Overseas visit briefs	0.00% 0	50.00% 2	50.00% 2	0.00% 0	0.00% 0	4
6	Speeches	25.00% 1	25.00% 1	25.00% 1	25.00% 1	0.00% 0	4
7	Media talking points	0.00% 0	50.00% 2	50.00% 2	0.00% 0	0.00% 0	4
8	Ministerial correspondence	0.00% 0	75.00% 3	25.00% 1	0.00% 0	0.00% 0	4
9	Question Time Briefs	0.00% 0	66.67% 2	33.33% 1	0.00% 0	0.00% 0	3

Q4 - PRODUCTS (CONTINUED) To what extent do you agree with the following

statement: DFAT provides the following products and advice in a timely manner:

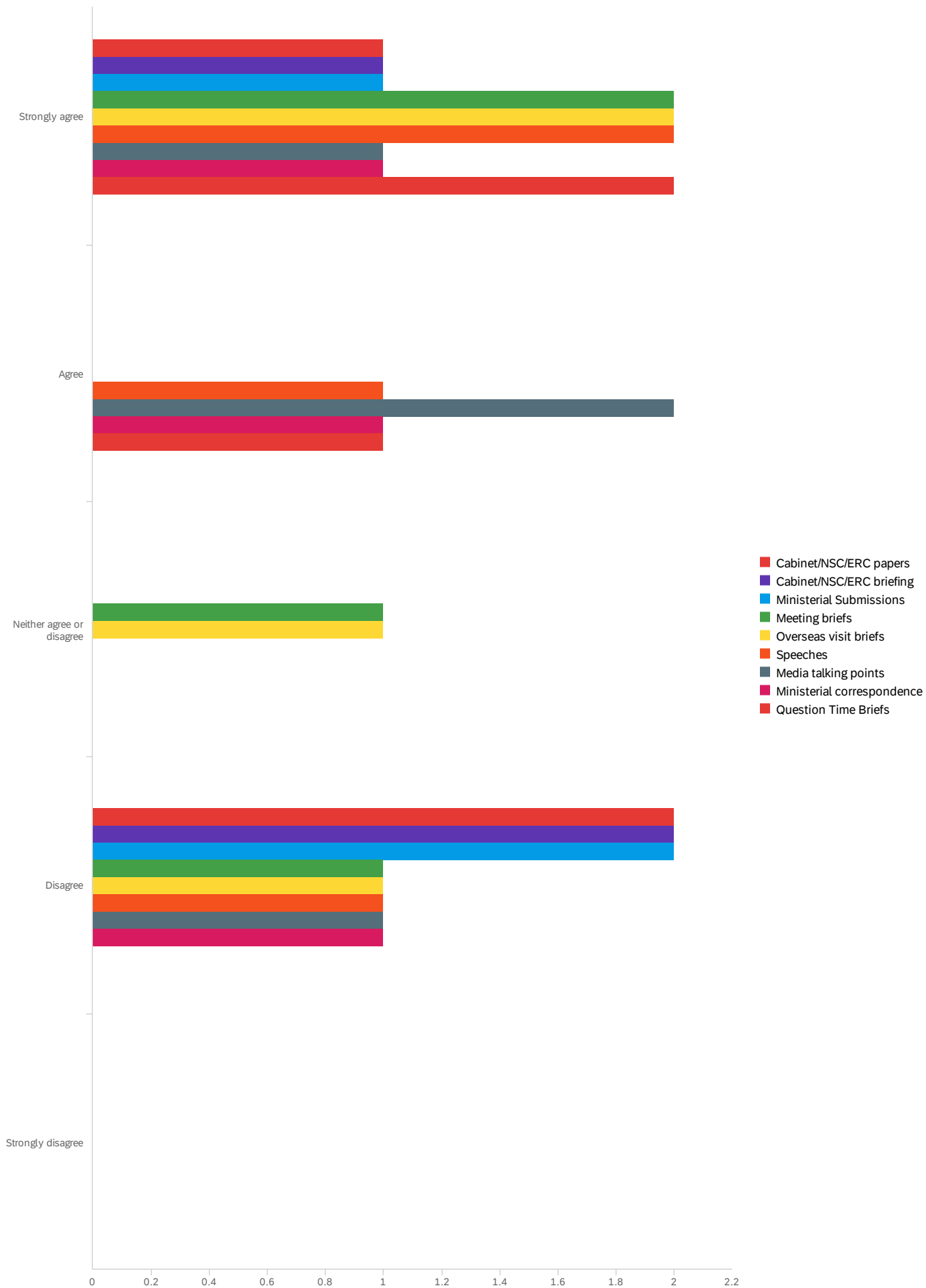




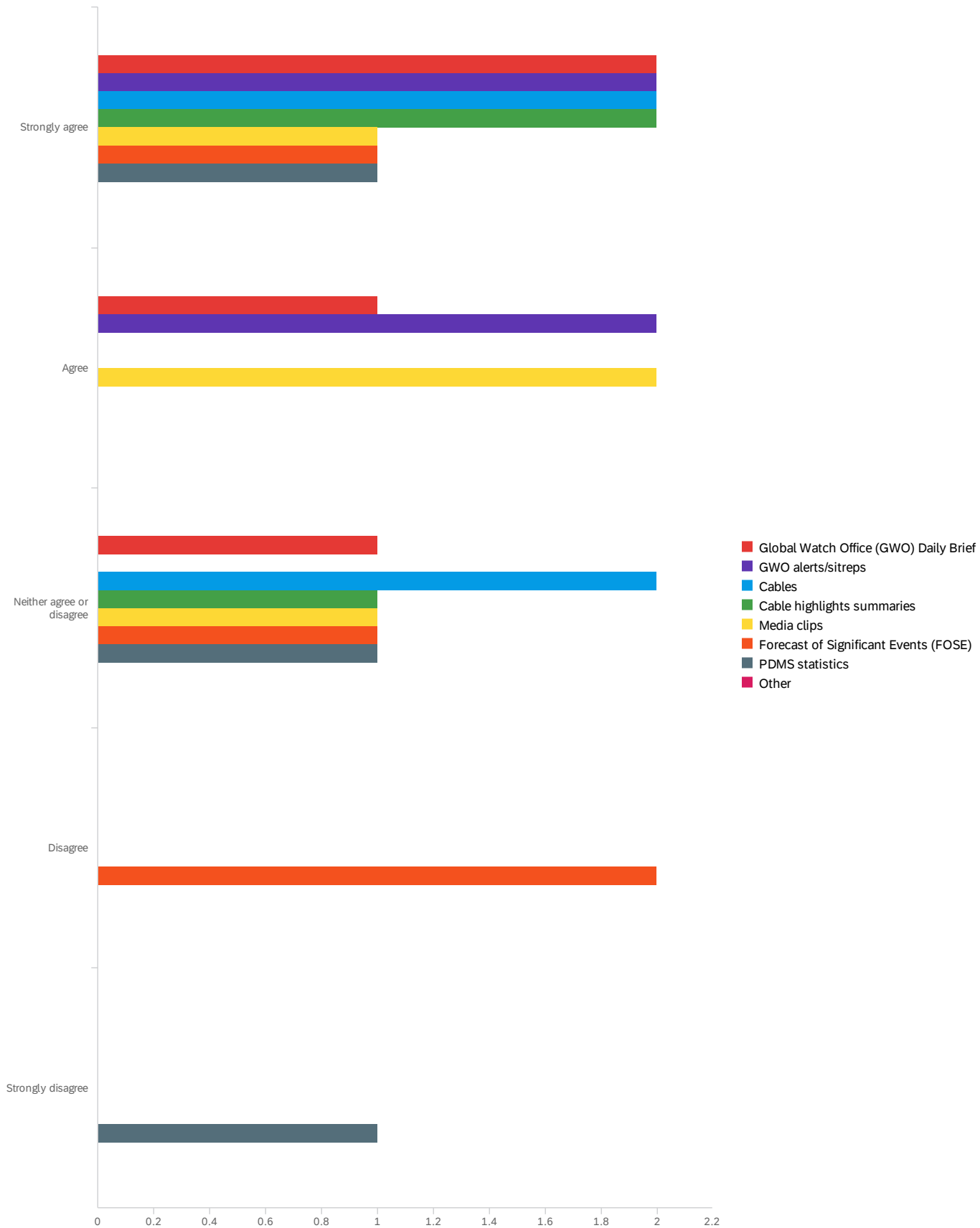
#	Field	Minimum	Maximum	Mean	Std Deviation	Variance	Count
1	Cabinet/NSC/ERC papers	1.00	4.00	3.00	1.41	2.00	3
2	Cabinet/NSC/ERC briefing	1.00	4.00	3.00	1.41	2.00	3
3	Ministerial Submissions	1.00	4.00	3.00	1.41	2.00	3
4	Meeting briefs	1.00	4.00	2.25	1.30	1.69	4
5	Overseas visit briefs	1.00	4.00	2.25	1.30	1.69	4
6	Speeches	1.00	4.00	2.00	1.22	1.50	4
7	Media talking points	1.00	4.00	2.25	1.09	1.19	4
8	Ministerial correspondence	1.00	4.00	2.33	1.25	1.56	3
9	Question Time Briefs	1.00	2.00	1.33	0.47	0.22	3

#	Field	Strongly agree	Agree	Neither agree or disagree	Disagree	Strongly disagree	Total
1	Cabinet/NSC/ERC papers	33.33% 1	0.00% 0	0.00% 0	66.67% 2	0.00% 0	3
2	Cabinet/NSC/ERC briefing	33.33% 1	0.00% 0	0.00% 0	66.67% 2	0.00% 0	3
3	Ministerial Submissions	33.33% 1	0.00% 0	0.00% 0	66.67% 2	0.00% 0	3
4	Meeting briefs	50.00% 2	0.00% 0	25.00% 1	25.00% 1	0.00% 0	4
5	Overseas visit briefs	50.00% 2	0.00% 0	25.00% 1	25.00% 1	0.00% 0	4
6	Speeches	50.00% 2	25.00% 1	0.00% 0	25.00% 1	0.00% 0	4
7	Media talking points	25.00% 1	50.00% 2	0.00% 0	25.00% 1	0.00% 0	4
8	Ministerial correspondence	33.33% 1	33.33% 1	0.00% 0	33.33% 1	0.00% 0	3
9	Question Time Briefs	66.67% 2	33.33% 1	0.00% 0	0.00% 0	0.00% 0	3

Showing rows 1 - 9 of 9



Q5 - PRODUCTS (CONTINUED) To what extent do you agree with the following statement: The following DFAT products are valuable to the Office's everyday work:



#	Field	Minimum	Maximum	Mean	Std Deviation	Variance	Count
1	Global Watch Office (GWO) Daily Brief	1.00	3.00	1.75	0.83	0.69	4

#	Field	Minimum	Maximum	Mean	Std Deviation	Variance	Count
2	GWO alerts/sitreps	1.00	2.00	1.50	0.50	0.25	4
3	Cables	1.00	3.00	2.00	1.00	1.00	4
4	Cable highlights summaries	1.00	3.00	1.67	0.94	0.89	3
5	Media clips	1.00	3.00	2.00	0.71	0.50	4
6	Forecast of Significant Events (FOSE)	1.00	4.00	3.00	1.22	1.50	4
7	PDMS statistics	1.00	5.00	3.00	1.63	2.67	3
8	Other	0.00	0.00	0.00	0.00	0.00	0

#	Field	Strongly agree	Agree	Neither agree or disagree	Disagree	Strongly disagree	Total
1	Global Watch Office (GWO) Daily Brief	50.00% 2	25.00% 1	25.00% 1	0.00% 0	0.00% 0	4
2	GWO alerts/sitreps	50.00% 2	50.00% 2	0.00% 0	0.00% 0	0.00% 0	4
3	Cables	50.00% 2	0.00% 0	50.00% 2	0.00% 0	0.00% 0	4
4	Cable highlights summaries	66.67% 2	0.00% 0	33.33% 1	0.00% 0	0.00% 0	3
5	Media clips	25.00% 1	50.00% 2	25.00% 1	0.00% 0	0.00% 0	4
6	Forecast of Significant Events (FOSE)	25.00% 1	0.00% 0	25.00% 1	50.00% 2	0.00% 0	4
7	PDMS statistics	33.33% 1	0.00% 0	33.33% 1	0.00% 0	33.33% 1	3
8	Other	0.00% 0	0.00% 0	0.00% 0	0.00% 0	0.00% 0	0

Showing rows 1 - 8 of 8

Q5a - If there are other products, please specify them here.

If there are other products, please specify them here.

Q6 - FINAL COMMENTS Do you have any other comments or suggestions on DFAT's performance?

FINAL COMMENTS Do you have any other comments or suggestions on DFAT's pe...

Big kudos to DFAT's multimedia team, Speechwriting team, to MLS and to the Smartraveller teams for their hard work and responsiveness.

DFAT always works tirelessly in Australia's interests. A clearer sense of overarching purpose and strategy, and articulating how the work of individual teams fit within that overarching purpose and strategy, would help focus the work of the Department and assess performance.

End of Report

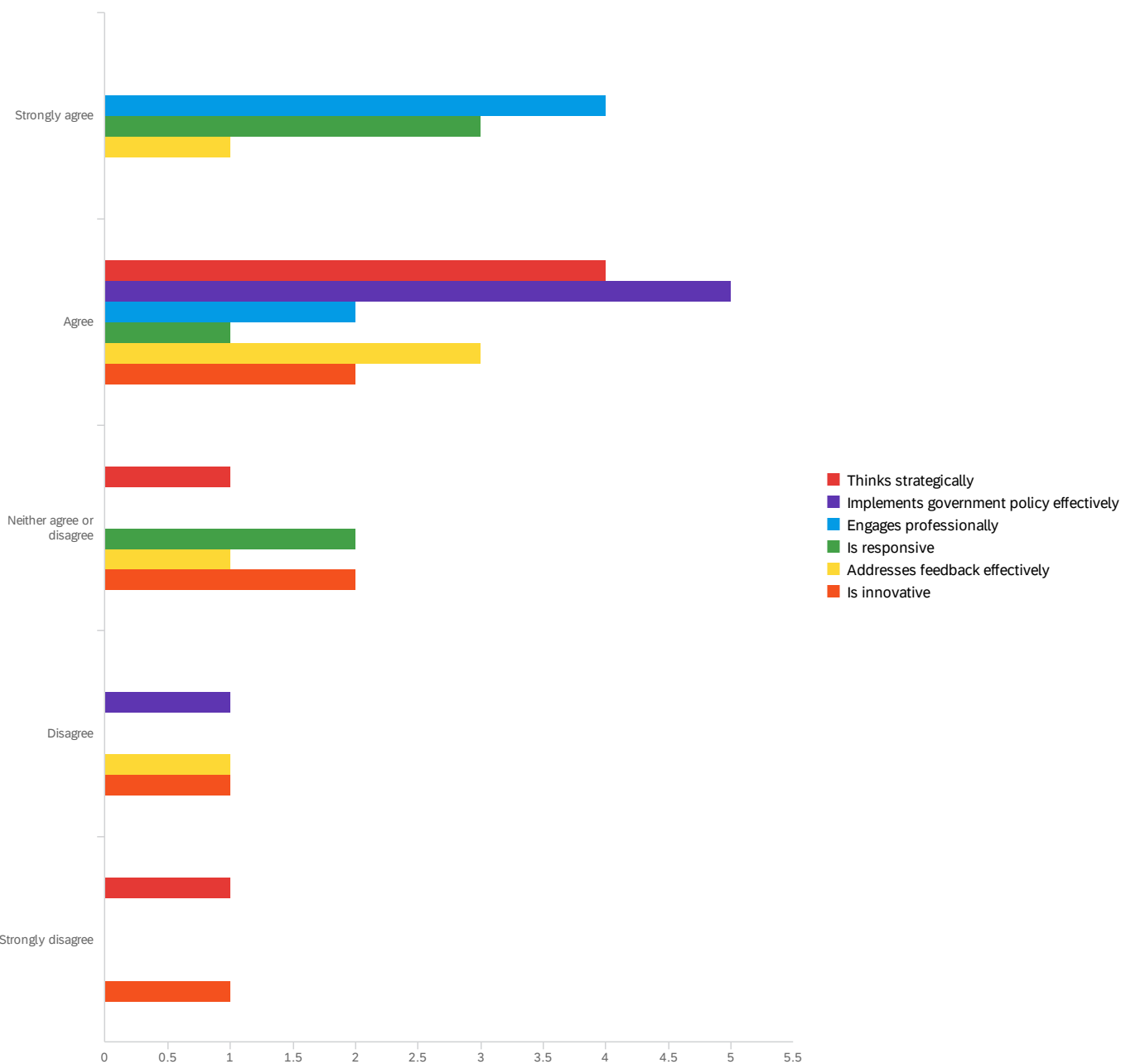
Default Report

DFAT SUPPORT TO MINISTERIAL OFFICES: STAKEHOLDER SATISFACTION SURVEY 2022

June 12, 2023 11:10 PM MDT

Q1 - PERCEPTIONS OF DFAT This page seeks your overall views of DFAT. As an

organisation, DFAT:



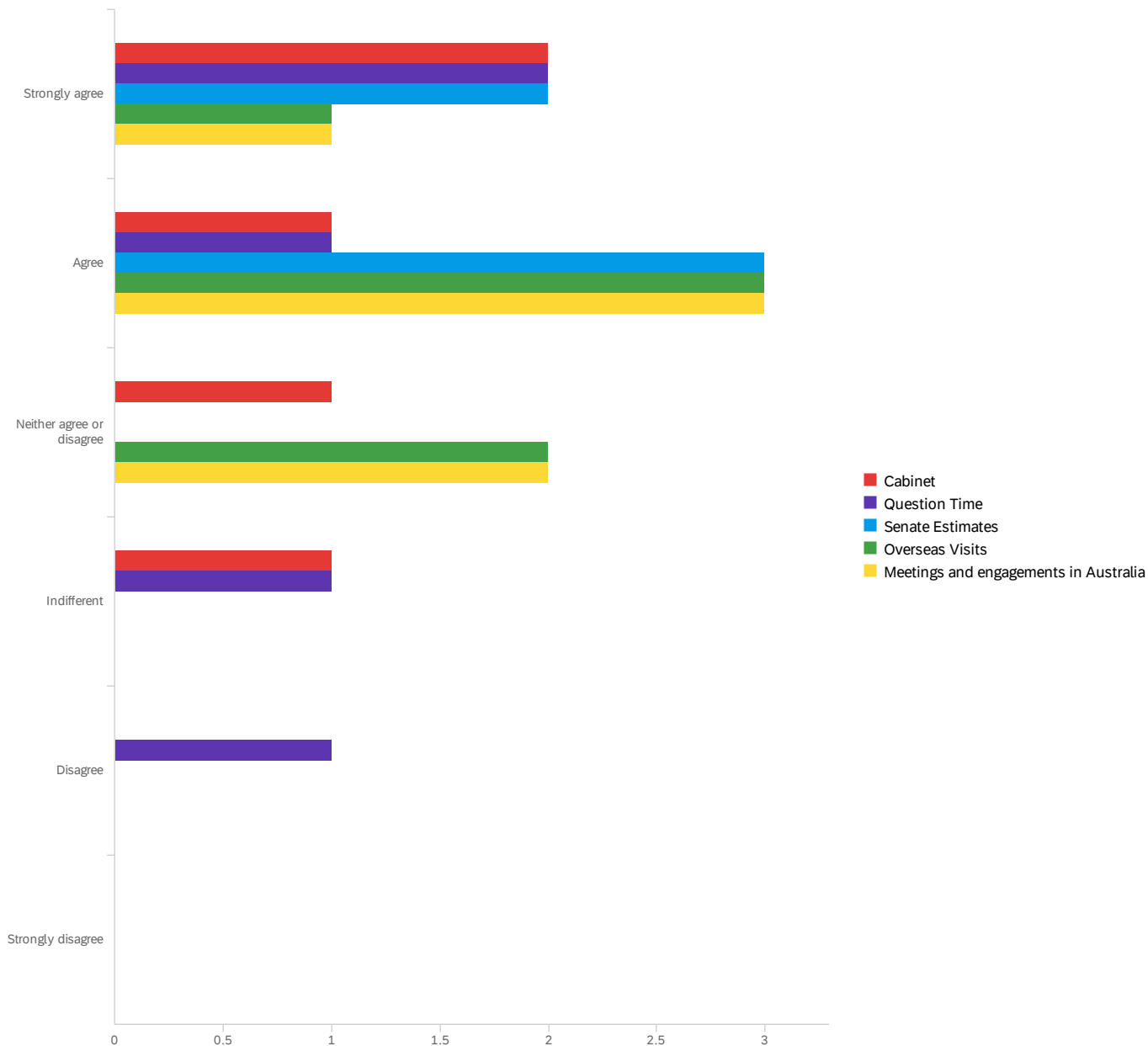
#	Field	Minimum	Maximum	Mean	Std Deviation	Variance	Count
1	Thinks strategically	2.00	5.00	2.67	1.11	1.22	6

#	Field	Minimum	Maximum	Mean	Std Deviation	Variance	Count
2	Implements government policy effectively	2.00	4.00	2.33	0.75	0.56	6
3	Engages professionally	1.00	2.00	1.33	0.47	0.22	6
4	Is responsive	1.00	3.00	1.83	0.90	0.81	6
5	Addresses feedback effectively	1.00	4.00	2.33	0.94	0.89	6
6	Is innovative	2.00	5.00	3.17	1.07	1.14	6

#	Field	Strongly agree		Agree		Neither agree or disagree		Disagree		Strongly disagree		Total
1	Thinks strategically	0.00%	0	66.67%	4	16.67%	1	0.00%	0	16.67%	1	6
2	Implements government policy effectively	0.00%	0	83.33%	5	0.00%	0	16.67%	1	0.00%	0	6
3	Engages professionally	66.67%	4	33.33%	2	0.00%	0	0.00%	0	0.00%	0	6
4	Is responsive	50.00%	3	16.67%	1	33.33%	2	0.00%	0	0.00%	0	6
5	Addresses feedback effectively	16.67%	1	50.00%	3	16.67%	1	16.67%	1	0.00%	0	6
6	Is innovative	0.00%	0	33.33%	2	33.33%	2	16.67%	1	16.67%	1	6

Showing rows 1 - 6 of 6

Q2 - DFAT'S SUPPORT FOR MINISTERIAL RESPONSIBILITIES This page seeks your views about the quality of DFAT's support for key ministerial duties. To what extent do you agree with the following statement: DFAT provides high quality support for Ministers' involvement in:



#	Field	Minimum	Maximum	Mean	Std Deviation	Variance	Count
1	Cabinet	1.00	4.00	2.20	1.17	1.36	5

#	Field	Minimum	Maximum	Mean	Std Deviation	Variance	Count
2	Question Time	1.00	5.00	2.60	1.62	2.64	5
3	Senate Estimates	1.00	2.00	1.60	0.49	0.24	5
4	Overseas Visits	1.00	3.00	2.17	0.69	0.47	6
5	Meetings and engagements in Australia	1.00	3.00	2.17	0.69	0.47	6

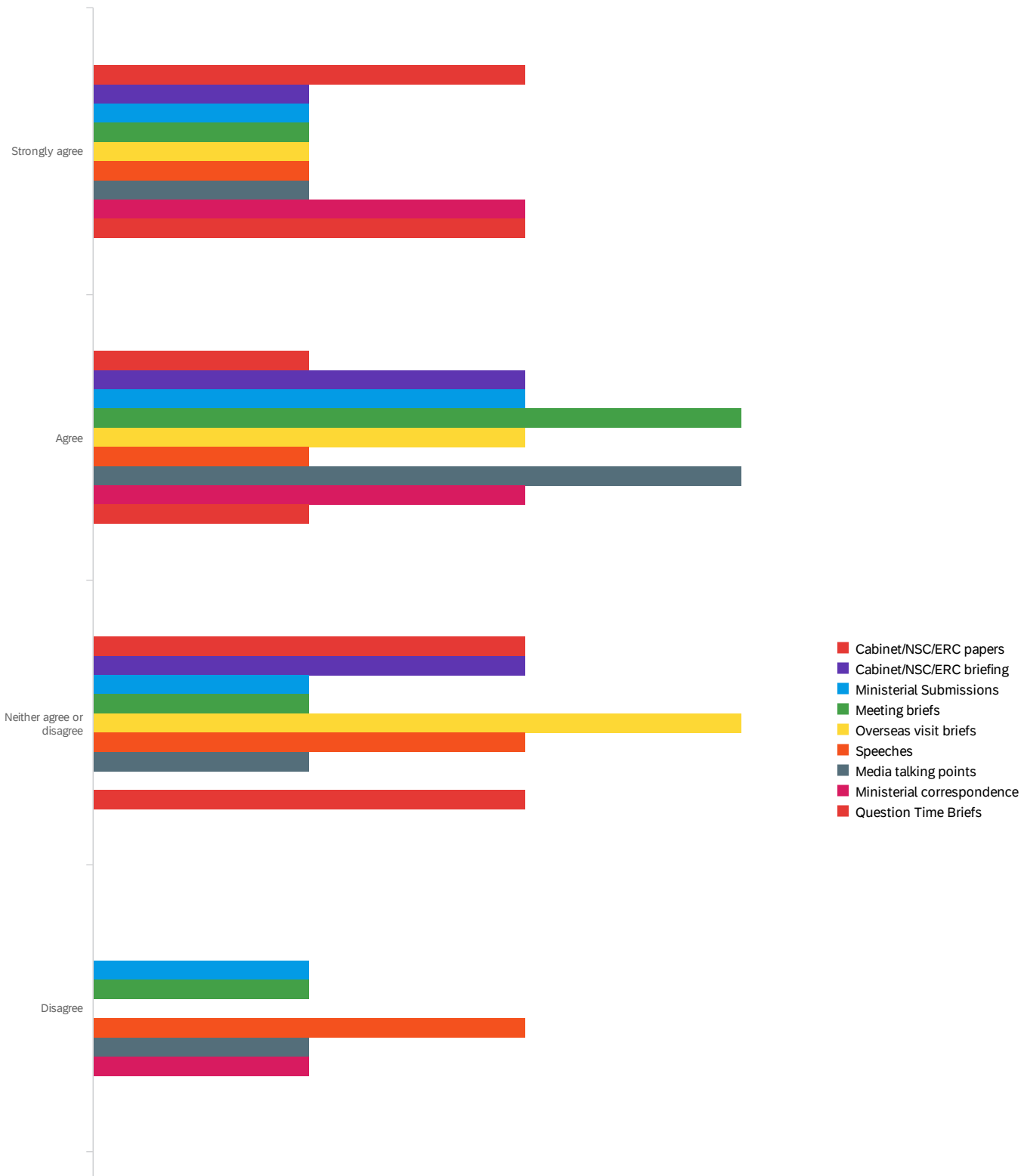
#	Field	Strongly agree		Agree		Neither agree or disagree		Indifferent		Disagree		Strongly disagree		Total
1	Cabinet	40.00%	2	20.00%	1	20.00%	1	20.00%	1	0.00%	0	0.00%	0	5
2	Question Time	40.00%	2	20.00%	1	0.00%	0	20.00%	1	20.00%	1	0.00%	0	5
3	Senate Estimates	40.00%	2	60.00%	3	0.00%	0	0.00%	0	0.00%	0	0.00%	0	5
4	Overseas Visits	16.67%	1	50.00%	3	33.33%	2	0.00%	0	0.00%	0	0.00%	0	6
5	Meetings and engagements in Australia	16.67%	1	50.00%	3	33.33%	2	0.00%	0	0.00%	0	0.00%	0	6

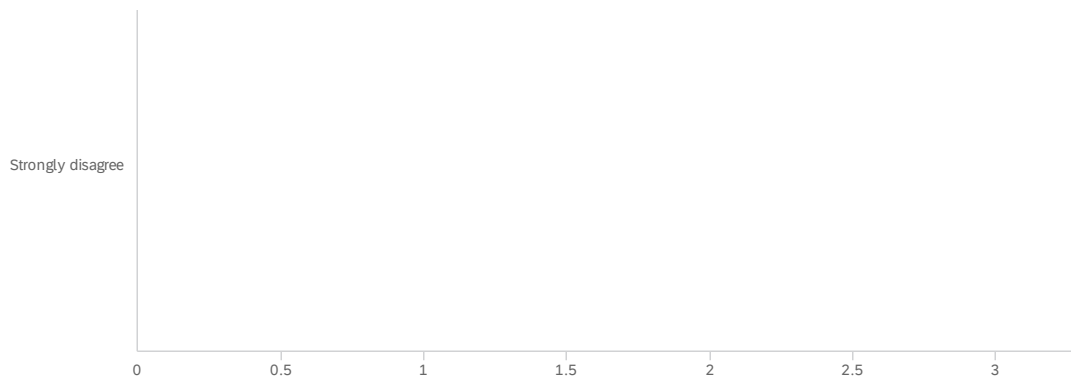
Showing rows 1 - 5 of 5

Q3 - PRODUCTS This section seeks your views about the quality of products and advice

produced by DFAT. To what extent do you agree with the following statement: DFAT

products and advice are of a high quality:






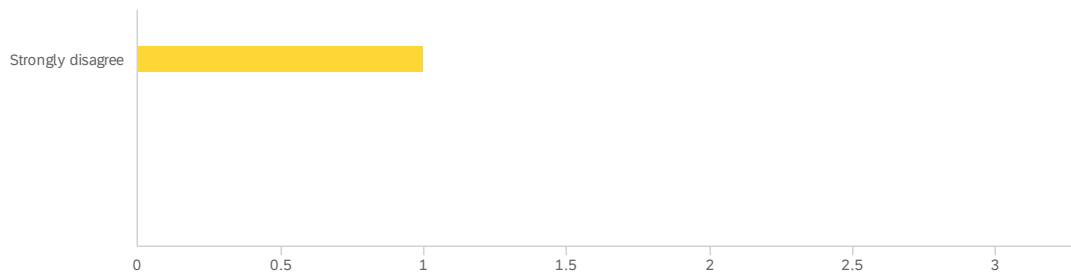
#	Field	Minimum	Maximum	Mean	Std Deviation	Variance	Count
1	Cabinet/NSC/ERC papers	1.00	3.00	2.00	0.89	0.80	5
2	Cabinet/NSC/ERC briefing	1.00	3.00	2.20	0.75	0.56	5
3	Ministerial Submissions	1.00	4.00	2.40	1.02	1.04	5
4	Meeting briefs	1.00	4.00	2.33	0.94	0.89	6
5	Overseas visit briefs	1.00	3.00	2.33	0.75	0.56	6
6	Speeches	1.00	4.00	2.83	1.07	1.14	6
7	Media talking points	1.00	4.00	2.33	0.94	0.89	6
8	Ministerial correspondence	1.00	4.00	2.00	1.10	1.20	5
9	Question Time Briefs	1.00	3.00	2.00	0.89	0.80	5

#	Field	Strongly agree	Agree	Neither agree or disagree	Disagree	Strongly disagree	Total
1	Cabinet/NSC/ERC papers	40.00% 2	20.00% 1	40.00% 2	0.00% 0	0.00% 0	5
2	Cabinet/NSC/ERC briefing	20.00% 1	40.00% 2	40.00% 2	0.00% 0	0.00% 0	5
3	Ministerial Submissions	20.00% 1	40.00% 2	20.00% 1	20.00% 1	0.00% 0	5
4	Meeting briefs	16.67% 1	50.00% 3	16.67% 1	16.67% 1	0.00% 0	6
5	Overseas visit briefs	16.67% 1	33.33% 2	50.00% 3	0.00% 0	0.00% 0	6
6	Speeches	16.67% 1	16.67% 1	33.33% 2	33.33% 2	0.00% 0	6
7	Media talking points	16.67% 1	50.00% 3	16.67% 1	16.67% 1	0.00% 0	6
8	Ministerial correspondence	40.00% 2	40.00% 2	0.00% 0	20.00% 1	0.00% 0	5
9	Question Time Briefs	40.00% 2	20.00% 1	40.00% 2	0.00% 0	0.00% 0	5

Q4 - PRODUCTS (CONTINUED) To what extent do you agree with the following

statement: DFAT provides the following products and advice in a timely manner:

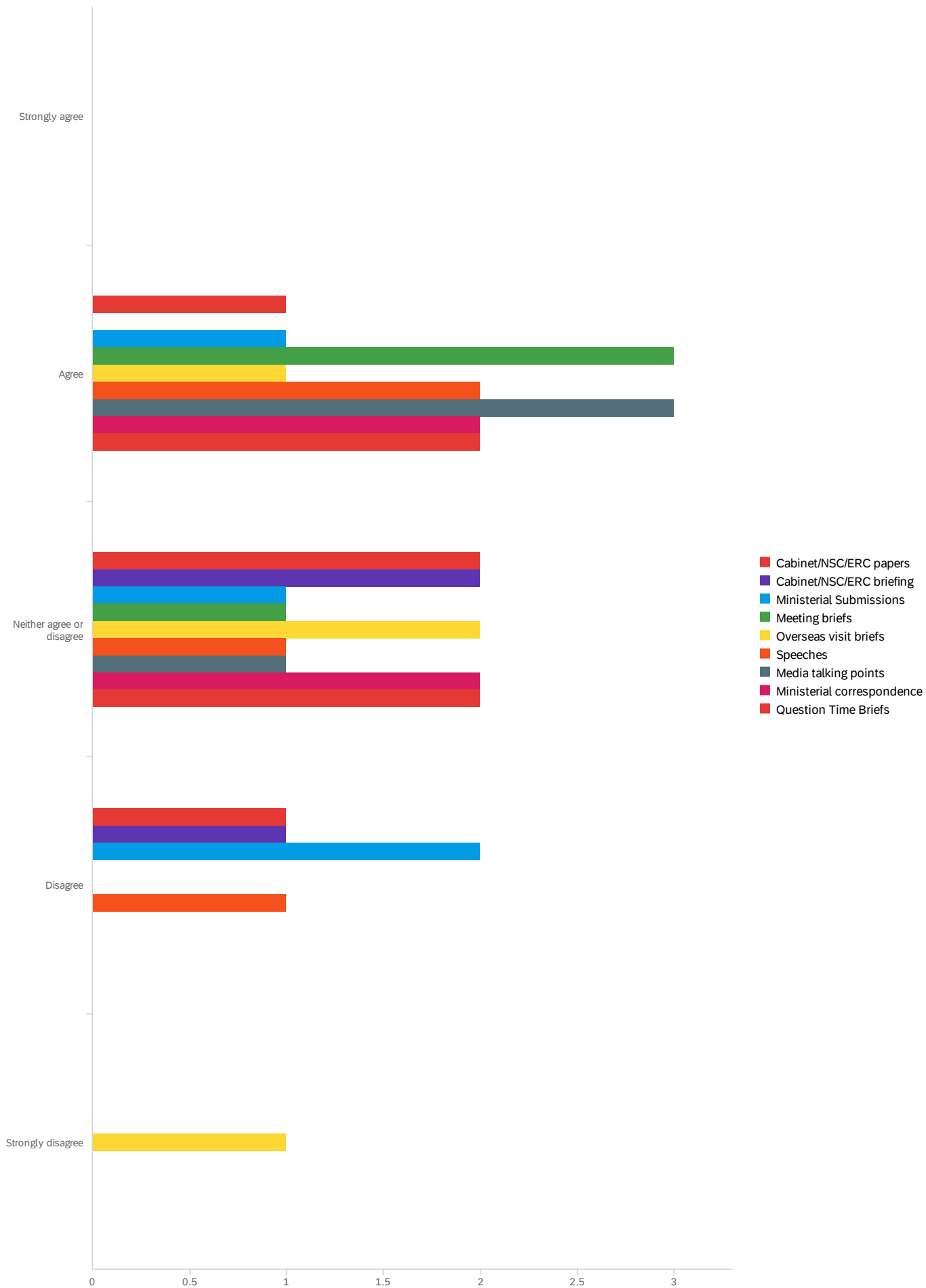




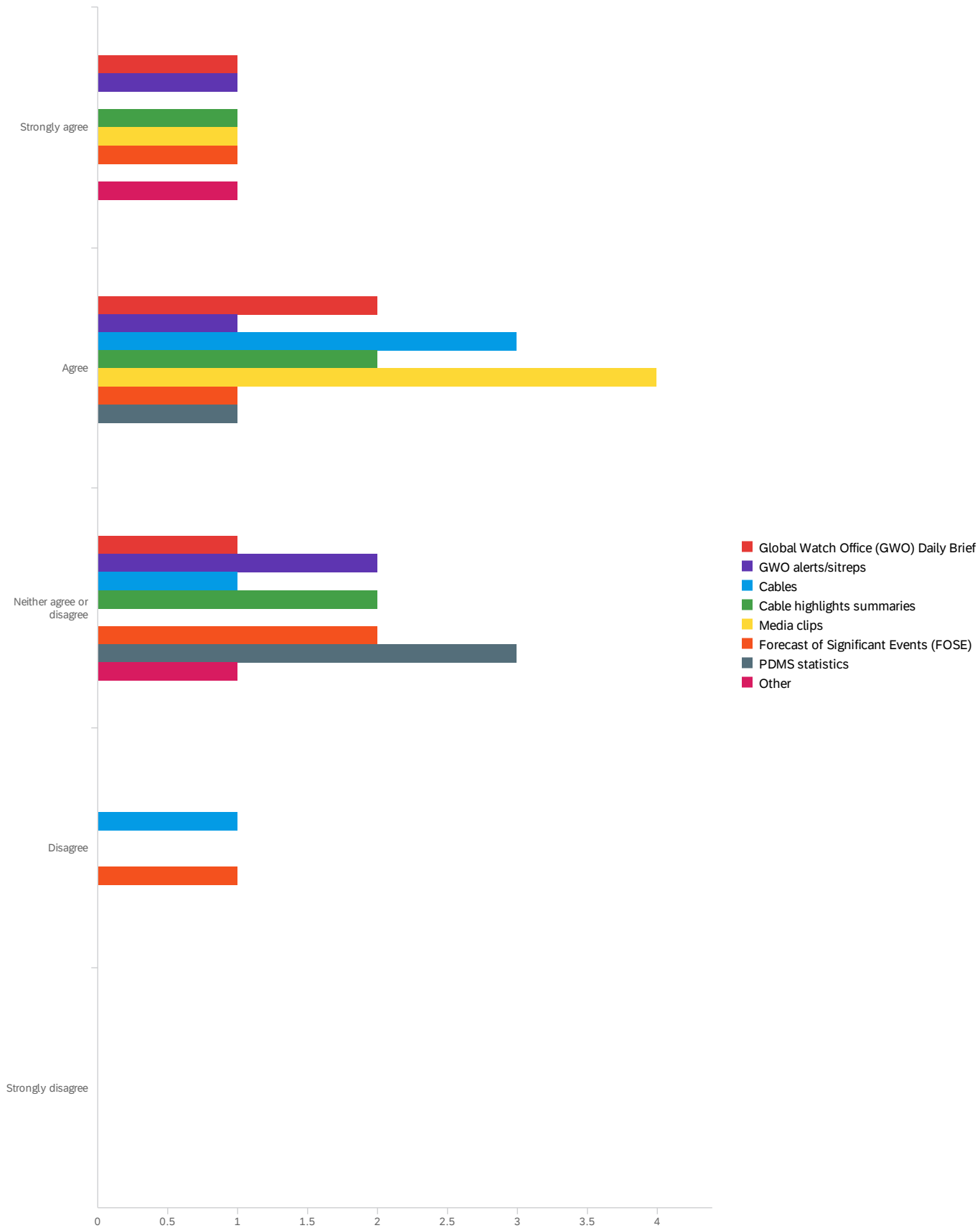
#	Field	Minimum	Maximum	Mean	Std Deviation	Variance	Count
1	Cabinet/NSC/ERC papers	2.00	4.00	3.00	0.71	0.50	4
2	Cabinet/NSC/ERC briefing	3.00	4.00	3.33	0.47	0.22	3
3	Ministerial Submissions	2.00	4.00	3.25	0.83	0.69	4
4	Meeting briefs	2.00	3.00	2.25	0.43	0.19	4
5	Overseas visit briefs	2.00	5.00	3.25	1.09	1.19	4
6	Speeches	2.00	4.00	2.75	0.83	0.69	4
7	Media talking points	2.00	3.00	2.25	0.43	0.19	4
8	Ministerial correspondence	2.00	3.00	2.50	0.50	0.25	4
9	Question Time Briefs	2.00	3.00	2.50	0.50	0.25	4

#	Field	Strongly agree	Agree	Neither agree or disagree	Disagree	Strongly disagree	Total
1	Cabinet/NSC/ERC papers	0.00% 0	25.00% 1	50.00% 2	25.00% 1	0.00% 0	4
2	Cabinet/NSC/ERC briefing	0.00% 0	0.00% 0	66.67% 2	33.33% 1	0.00% 0	3
3	Ministerial Submissions	0.00% 0	25.00% 1	25.00% 1	50.00% 2	0.00% 0	4
4	Meeting briefs	0.00% 0	75.00% 3	25.00% 1	0.00% 0	0.00% 0	4
5	Overseas visit briefs	0.00% 0	25.00% 1	50.00% 2	0.00% 0	25.00% 1	4
6	Speeches	0.00% 0	50.00% 2	25.00% 1	25.00% 1	0.00% 0	4
7	Media talking points	0.00% 0	75.00% 3	25.00% 1	0.00% 0	0.00% 0	4
8	Ministerial correspondence	0.00% 0	50.00% 2	50.00% 2	0.00% 0	0.00% 0	4
9	Question Time Briefs	0.00% 0	50.00% 2	50.00% 2	0.00% 0	0.00% 0	4

Showing rows 1 - 9 of 9



Q5 - PRODUCTS (CONTINUED) To what extent do you agree with the following statement: The following DFAT products are valuable to the Office's everyday work:



#	Field	Minimum	Maximum	Mean	Std Deviation	Variance	Count
1	Global Watch Office (GWO) Daily Brief	1.00	3.00	2.00	0.71	0.50	4

#	Field	Minimum	Maximum	Mean	Std Deviation	Variance	Count
2	GWO alerts/sitreps	1.00	3.00	2.25	0.83	0.69	4
3	Cables	2.00	4.00	2.60	0.80	0.64	5
4	Cable highlights summaries	1.00	3.00	2.20	0.75	0.56	5
5	Media clips	1.00	2.00	1.80	0.40	0.16	5
6	Forecast of Significant Events (FOSE)	1.00	4.00	2.60	1.02	1.04	5
7	PDMS statistics	2.00	3.00	2.75	0.43	0.19	4
8	Other	1.00	3.00	2.00	1.00	1.00	2

#	Field	Strongly agree	Agree	Neither agree or disagree	Disagree	Strongly disagree	Total
1	Global Watch Office (GWO) Daily Brief	25.00% 1	50.00% 2	25.00% 1	0.00% 0	0.00% 0	4
2	GWO alerts/sitreps	25.00% 1	25.00% 1	50.00% 2	0.00% 0	0.00% 0	4
3	Cables	0.00% 0	60.00% 3	20.00% 1	20.00% 1	0.00% 0	5
4	Cable highlights summaries	20.00% 1	40.00% 2	40.00% 2	0.00% 0	0.00% 0	5
5	Media clips	20.00% 1	80.00% 4	0.00% 0	0.00% 0	0.00% 0	5
6	Forecast of Significant Events (FOSE)	20.00% 1	20.00% 1	40.00% 2	20.00% 1	0.00% 0	5
7	PDMS statistics	0.00% 0	25.00% 1	75.00% 3	0.00% 0	0.00% 0	4
8	Other	50.00% 1	0.00% 0	50.00% 1	0.00% 0	0.00% 0	2

Showing rows 1 - 8 of 8

Q5a - If there are other products, please specify them here.

If there are other products, please specify them here.

Subject-specific summaries of cables (e.g. CT team produces a weekly summary)

Q6 - FINAL COMMENTS Do you have any other comments or suggestions on DFAT's performance?

FINAL COMMENTS Do you have any other comments or suggestions on DFAT's pe...

Different sections of DFAT need to communicate and coordinate with each other more effectively, and have a more consistent approach to engagement with ministerial offices.

I find the quality of DFATs materials to be disappointing. There are often errors, and the products are not provided in a timely manner.

End of Report